



*Preparation
for
Brotherhood*

How do I achieve Brotherhood status?

After 10 months of service as an Ordeal member, and fulfilling certain requirements, a member may take part in the Brotherhood ceremony, which places further emphasis on the ideals of Scouting and the Order. Completion of this ceremony signifies **full membership** in the Order.

This booklet provides information on how to achieve Brotherhood membership.

Background information for the Brotherhood "Review" starts on page 5.

Challenges (below) and all the details are available at www.oa-bsa.org. Click on "Jumpstart". Enter the password (remember your "obligation"), then click on; Brotherhood, Challenges.

CHALLENGE 1

Memorize the following signs of Order of the Arrow Membership.

- [The Obligation of the Order](#)
- [The Order of the Arrow Official Song](#)
- [The Admonition](#)
- [The sign of Ordeal membership](#)
- [The Arrow handclasp](#)

CHALLENGE 2

Gain a thorough understanding of the Ordeal through which you have passed.

CHALLENGE 3

Serve your unit. Retain your registration in Scouting.

During a period of at least 10 months, strive to fulfill your Obligation by continuing and expanding your service to your own troop or team.

You, like all Arrowmen, must strive to continue and expand the service to your unit. As Allowat Sakima said in the Pre-Ordeal ceremony, "Friends, those who chose you need you."

Extending Brotherhood, Cheerfulness, and Service to the members of your unit is your primary responsibility. Any activities within the Order of the Arrow should come only after you've fulfilled your duty to your unit. This is why one of the requirements for Brotherhood is that you stay active in your unit for a period of at least 10 months following your induction into the OA. By staying involved, and being a positive example to the Scouts in your troop, you can make a difference in a big way.

CHALLENGE 4

Retain your registration in your Order of the Arrow lodge and keep your dues paid. Be aware that acceptance of Brotherhood membership involves a pledge of service to the lodge. Develop a concrete idea of how you plan to fulfill this pledge.

The Order of the Arrow provides many opportunities to serve. You are a unique individual with interests and skills different from anyone else, and there are several ways you can help your lodge. As you think about what role you would like to play in the OA in the future, imagine all the great things that you can become involved with: ceremonies, lodge or chapter leadership, ordeal administration, dancing, and many, many others.

Probably one of the best ways to find out what you can do is to ask one of your lodge or chapter leaders how you can help. The key is to find what is right for you and do it!

CHALLENGE 5

When you earnestly feel that you have met the four challenges above, write a letter to your lodge or chapter secretary (depending on who is administering the induction).

The points it needs to address

Writing the letter to your lodge secretary is a chance for you to reflect on some important aspects of the Order of the Arrow. It is intended to help you clearly think about the ideals of the OA, and how you've put them to use in your life – whether you ever realized it before, or not. You should think about the following things and convey them in your letter

- **Explain what you think the Obligation means** – This at first can be an intimidating request, but it's not as hard as you may think. First realize that you're being asked what you 'think', in other words, for your opinion. There is no single correct answer, so you shouldn't worry about being wrong.

What has proven helpful to many Arrowmen in your position is to have the Obligation right in front of them when fulfilling this requirement. Read a few lines at a time, and ponder what exactly it is you've obligated yourself to. Once you've written down your thoughts, you're done with this part of the letter.

- **Describe how you have been fulfilling this Obligation in your troop or team and in your daily life, and how you have used your understanding of the Ordeal to aid in this service** – Now that you know what the Obligation means to you, it's time to ask yourself how you've been fulfilling it in your daily interactions with Scouts and non-Scouts alike.

Also, how has the Ordeal experience helped you fulfill the Obligation?

Remember that the Ordeal's aim was to teach you the importance of brotherhood, cheerfulness, and service. One question you might ask yourself is 'what did the challenges of the Ordeal teach, that has helped me to better serve my unit?'

- **A description of your specific plans for giving service in the lodge program** – When you were inducted into the OA, the only commitment you made was to return in service to your unit. Now that you've chosen to become a Brotherhood member, it is time to make a commitment to the Order of the Arrow. Your plan for service doesn't have to be anything overwhelming, in fact

it's not expected to be.

If you don't already know where your help is needed, ask the youth leaders of your lodge or chapter where they could use your help.

Putting it all together

You now know what it is you need to say. The next step is deciding how to say it. When typing or writing out the letter, it might be helpful to address the points as they appear above, or in your OA Handbook. There is no need to go beyond the points that you've been asked to address, and there is no minimum length to your letter. However, a thoughtful letter will likely take up at least half a page.

If you're still not sure what's expected, here is the sample framework of a letter an Arrowman wrote to his lodge secretary on his way to Brotherhood.

Dear Lodge Secretary,

In my efforts to become a Brotherhood member in the Order of the Arrow, I'd like to tell you what our Obligation means to me. I believe that [insert what the Obligation means to you].

Since I completed the Ordeal, I have worked to fulfill the Obligation by [insert what you've done to fulfill the Obligation].

I gained an understanding of [insert an ideal that the Ordeal helped you understand better] at the Ordeal that has helped me in my daily life by [insert how it has helped you]. In addition, I have been able to serve my troop by [insert how you have served your unit].

I look forward to sealing my membership in the Order of the Arrow by becoming a Brotherhood member. As a Brotherhood member of [insert lodge name] I plan to serve the OA program by [insert how you plan to serve].

Yours in Brotherhood,
[Insert your name here]

PRINCIPAL CHARACTERS OF THE CEREMONIES:

Allowat Sakima_____Mighty Chief
Meteu_____Medicine Man
Nutiket_____Guard
Kichkinet_____Guide

PRE-ORDEAL CEREMONY:

Parts of the Ordeal:

1. Eat you nothing but scantf ood.
2. Strictly keep a Pledge of Silence.
3. Sleep tonight apart from others.
4. Spend the day in arduous labor.

Symbolism:

1. The 15 blazes that led the candidates to the circle represent the 3 parts of the Scout Oath and the 12 points of the Scout Law.
2. The calling out of the names at the beginning of the ceremony represents the actors giving up their identities for the weekend and taking upon themselves the identities of their characters.
3. Other questions may be added by the interviewer.

ORDEAL CEREMONY:

Symbolism:

1. The greeting of 3 long taps and the answer of 1 long tap and 2 short taps symbolize the 3 parts of the Scout Oath and the 12 points of the Scout Law.
2. Before the candidates enter the circle, each one places his left hand on the shoulder of the Scout in front of him to indicate his intention to continue in service to his unit. Then each Scout's right wrist is bound to all the other Scouts as a Bond of Brotherhood..
3. Other questions may be added by the interviewer.

WHAT ARE THE TESTS OF THE ORDEAL, AND WHAT DO THEY ILLUSTRATE?

The Night Alone focuses attention on your need for Courage and self-reliance on the trail ahead. You must be willing to accept individual responsibility for your thoughts and actions. You will find that your course will set you apart from your friends to the extent of isolation, but you must act according to your resolution regardless of what others do or fail to do.

Your Pledge of Silence emphasizes the continuing need for you to spend time in Thoughtful Silence. Difficult decisions will face you now and in the future, and you will need to search your heart and spirit deeply to find the resolution that will guide you onward successfully.

The Scant Food test illustrates Self-Denial. Often you will find it necessary to abandon mere personal comfort or desires if you are to fulfill your Obligation.

The Day of Work indicates your Willingness to Give Service, even when this service involves Hardship and Toil. In the Ordeal, you worked with the help and cooperation of other candidates and members, but now you must be ready to serve without help and cooperation of others.

WHAT ARE THE THREE SYMBOLIC PREPARATIONS FOR THE OBLIGATION?

Before you entered the Circle, you placed your hand on the shoulder of the candidate ahead of you to indicate your intention to continue in service to your own Scout unit. Kichkinet, seeing that you all had the same purpose, symbolized this bond of brotherhood by binding you all together with rope. Finally, upon Allowat Sakima's direction, Kichkinet asked you to advance before the Fire of Cheerfulness.

WHAT IS THE TRADITION GIVEN US BY UNCAS AS DESCRIBED IN THE LEGEND?

The Legend tells how the peaceful lives of the Lenni-Lenape Indians were threatened by neighboring tribes and distant enemies, Chief Chingachgook's call for volunteers to go and alert other villages of the tribe was met with apathy and indifference from tribal members. Uncas cheerfully offered his help despite the negative attitudes of everyone around him. He cared enough for others that he was willing to face hardship and danger to protect them from harm. Uncas clearly saw a higher vision, and his desire for his brothers was that they could see it, too. The self-sacrificing service given by Uncas and Chingachgook is said to have saved the tribe from annihilation.

REQUIRED QUESTIONS FOR BROTHERHOOD

MEMORIZE THE OBLIGATION:

I do hereby promise, on my honor as a Scout, that I will always and faithfully observe and preserve the traditions of the Order of the Arrow, WIMACHTENDIENK, WINGOLAUCHSIK, WITAHemui. I will always regard the ties of brotherhood in the Order of the Arrow as lasting, and will seek to preserve a cheerful spirit, even in the midst of irksome tasks and weighty responsibilities, and will endeavor, so far as in my power lies, to be unselfish in service and devotion to the welfare of others.

MEMORIZE THE ADMONITION:

The Admonition is _____.. It means "to love one another." The Admonition was whispered into the ear of the new members by Allowat Sakima as he shook their hand at the end of the-Ordeal Ceremony. The Admonition is only whispered, and is used as a test by the gate guards in order to gain entrance to Ordeal Ceremonies. -

MEMORIZE THE ORDER OF THE ARROW SONG:

Firm bound in Brotherhood, Gather the Clan,
That cheerful service brings to fellow man.
Circle our council fire, Weld tightly every link.
That binds us in Brotherhood, Wimachtendienk.

THE ORDER OF THE ARROW HANDCLASP:

The Lodge Handclasp is given with the left hand, as in the Scout handclasp, intertwining the third and fourth fingers. The intertwining of the fingers signifies the bonds of Brotherhood.

SIGN OF ORDEAL MEMBERSHIP:

The Hailing Sign of the Ordeal is made with the right hand over the left shoulder moving as if drawing an arrow from a quiver. The Railing Sign may also be used as a test by the gate guards at Ordeal Ceremonies.

The Customs and Traditions of the Ordeal

WHO IS KICKINET?

KICKINET is your GUIDE in the Ceremonies.

He symbolizes HELPFULNESS and FRIENDLINESS.

WHO IS NUTIKET?

NUTIKET is the GUARD of the Circle.

He upholds the tradition of CHEERFULNESS. -

WHO IS METEU?

METEU is the MEDICINE MAN and representative of BROTHERHOOD.

He reminds us of our need to "Love One Another".

WHO IS ALLOWAT SAKIMA?

ALLOWAT SAKIMA, the MIGHTY CHIEF, symbolizes SERVICE.

From him you accepted the Obligation of the Order.

WHAT TOKENS DID THE FOUR CEREMONIAL PRINCIPALS REVEAL TO YOU IN THE PRE-ORDEAL, AND WHAT DID THEY REPRESENT?

Nutiket gave the Bow to Allowat Sakima as a token of liveliness and flexibility under stress, the principle of cheerfulness.

Meteu gave the Bowstring to Allowat Sakima as a token of the Ties of Brotherhood also symbolized by the Rope in the Ordeal Ceremony.

Allowat Sakima Strung the Bow uniting Brotherhood and Cheerfulness for Service, and Drew an Arrow from a Quiver as a token that your election separated you from your fellows for something higher. -

Allowat Sakima asked you to Test the Bow as a sign of willingness to test the dedication to Scouts ideas which led to your election. Lastly, Kichkinet Shot the Arrow Upward, symbolizing the pathway you will follow if your dedication is unwavering.

WHAT IS THE SIGNIFICANCE OF ALLOWAT SAKIMA'S DESCRIPTION OF THE ARROW/IN THE ORDEAL CEREMONY?

The Chief stated that the various qualities attributed to the Arrow are ingredients of Leadership. His discussion is a continuation of Meteu's comments about the Arrow in the pre-Ordeal. The Ordeal asks each one to act according to his Highest Sense of Right, regardless of the attitudes or actions of others. The Four Tests and the Obligation point the way, and Allowat Sakima reveals this way as one real leadership. Any member who understands his Obligation and is striving to fulfill it inevitably becomes a Center of Strength in his Troop. His example sets the pace in Cheerful Service, and his Dedication has a rich effect on those who know him. Although wearing the Sash identifies a Scout as a member of the Order, it is his efforts to fulfill his Obligation that truly distinguishes him and provides others with glimpses of the Arrow.

WHAT IS ORDEAL MEMBERSHIP?

Like the Ordeal, it is a Time of Trial, during which your understanding of the Traditions of the Arrow will be put to the test. In the Ordeal Ceremony, each advancement you made into the Circle was challenged, but your Resolution and Faithfulness in Time of Testing enabled you to go forward. You will find this to be true also in the experiences ahead. By striving to Fulfill your Obligation, you will provide the higher vision of Brotherhood, Cheerfulness, and Service to your fellow Scouts, even as Uncas did for his tribe.

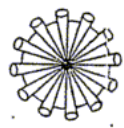
WHEN ARE YOU READY TO ACCEPT BROTHERHOOD MEMBERSHIP IN THE ORDER?

Successfully meeting the demands of the Obligation is usually rather hard for the first several months. Gradually, however, your dedication to it will bring about changes that will make it easier for you. Eventually, the Spirit of Cheerful Service will become almost second nature to you, and you will be fulfilling the Obligation and hardly even thinking about it. As this experience develops, you are beginning to see the Arrow, and you are ready for the Brotherhood.



Allowdt Salina
Mighty Chief
Arduous Labor
("SERVICE")
VITAHEMI

*LET'S
BE
BROTHERHOOD
CHEERFULNESS
FOR
SERVICE*



Nutiket
The Guard
Scant Food
("CHEERFULNESS")
WINGOLAUCHSIK



Kichinet
The Guide
Separation
("Helpfulness &
Friendliness")



Meteu
Medicine Man,
Silence
("BROTHERHOOD")
VIMACHTENDIENK



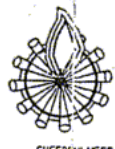

LENNI LENAPE



Chingachgook



Uncas



CHEERFULNESS