



# Hetuck District Cub Roundtable “Citizenship” October 2010



## 1. Opening Ceremony - Citizenship.

## 2. Prayer

## 3. Welcome and Introduction

### a. Introductions – Anyone New?

## 4. Announcements

### a. Training

- i. Cub Scout Leader Specific – October 14<sup>th</sup>
- ii. Youth Protection Training
- iii. Pow Wow Leader Training – November 6<sup>th</sup> – See Flyer

### b. Events

- i. Popcorn Sales Begin! – 10/1/2010
- ii. Buckeye Centennial Camporall– 10/15-17/10 See Flyer
- iii. Scouting for Food – November 13<sup>th</sup>
- iv. Popcorn & Prize Orders DUE at Council – November 8<sup>th</sup>
- v. Popcorn Distribution – November 19<sup>th</sup> & 20<sup>th</sup>
- vi. Popcorn Money DUE at Council – December 9<sup>th</sup>
- vii. Baden Powell Institute – February 5<sup>th</sup>

## 5. Program – Cub Service Projects

## 6. Roundtable Discussion

## 7. Break Out Sessions

## 8. Commissioner’s Minute

**NOTE: Our Next Roundtable is November 10<sup>th</sup> @ 7:00pm**  
 St. Michael the Archangel  
 3430 St. Michael Blvd NW, Canton, OH  
**PLEASE BRING A FRIEND!!!**

**Next Month’s Topic: “Respect”**



Douglas Turner, Roundtable Commissioner	poug2000@yahoo.com
Wendy Lafferty, Cub Roundtable Staff	wenflower65@yahoo.com
Cayla Carroll, Cub Roundtable Staff	kbear@sbcglobal.net
Brad Kenny, Cub Roundtable Staff	bkenney@neo.rr.com
Sheila Hess, Cub Roundtable Staff	sdhess@neo.rr.com
Marika Paternostro, Cub Roundtable Staff	marika67@y7ahoo.com



### Citizenship

*CUBMASTER:* Citizenship training is one of the important aims of Scouting. It’s your relationship with other. In Scouting, you will come to learn about obligations to other people, to the society we live in, & to the government for that society.

CS 1: **C** is for community. We can be good citizens by providing help in our community.

CS 2: **I** is for the Declaration of Independence. We have the freedom to make good choices to help others.

CS 3: **T** is for teamwork. As a pack, we can do a lot together to make a difference in our nation and community.

CS 4: **I** is for initiative. Instead of waiting to be asked to help, we can offer to help others on our own initiative.

CS 5: **Z** is for zoology. As good citizens, we must protect the environment.

CS 6: **E** is for environment. As good citizens, we must protect the environment.

CS7: **N** is for Nation. As good citizens, we can provide help beyond our communities & help out nation.

CS8: **S** is for Service. It’s fun to perform service projects and help others.

CS9: **H** is for happiness. Helping others makes us feel happy.

CS10: **I** is for invitation. Invite other to join Scouting & join in serving others.

CS11: **P** is for Patriotism. As good citizens, we are proud to serve our country.

*Cubmaster:* Let us now join together in the Pledge of Allegiance.

### Opening Prayer

“As we gather together as a pack family, we are thankful for the beauty of our country and the freedoms we enjoy. Help us do Good Turns in our community and become good citizens.”



## **Hetuck Cub Leader Specific Training**

**Date:** Thursday, Oct 14<sup>th</sup> 2010

**Location:** Church of Jesus Christ of Latter Day Saints  
735 Easthill St SE, North Canton, OH

**Time:** 6:30 PM Specific Breakouts (completion by 9:00 PM)

**Cost:** \$2.00 for class  
Or pay \$10 for *Class and Cub Scout Leader Guide*

**Fill out the Form Below and Return to the Scout Office  
by Oct 6<sup>th</sup> to guarantee a slot.**

---

### **Hetuck Cub Leader Specific Training Oct. 14, 2010**

**Name:** \_\_\_\_\_

**Pack:** \_\_\_\_\_ **Ph No:** \_\_\_\_\_

**Address:** \_\_\_\_\_

**City, State & Zip:** \_\_\_\_\_

**E-Mail Address:** \_\_\_\_\_@\_\_\_\_\_

\$2 Training      or       \$10 Cub leader Handbook & Training  
**Select Which Session You Will Attend:**

Tiger Den leader       Wolf/ Bear den leader       Webelos leader

Cubmaster       Committee Member       Pack Trainer

Account #1-6801-112-20

# Mission Impossible

. . . the next 100 years!

Buckeye Council

## Cub Scout Pow Wow & Den Chief Training

---

Saturday, November 6th, 2010

8:00am-3:30pm

Faith United Methodist Church

North Canton, OH

Come learn about your "Mission & Purpose" as a Scout Leader along with all the new classes being offered, including the New Cub Scout Delivery Method, Pack Master, Religious Awards, History & Ceremonies, Knots, Pack Administration, Hands-on Activities, Essentials for New Leaders, Displaying Scouting Memorabilia and many more!

Early Bird Registration fee of \$16.00 due by 10/22/2010

Class schedules and registration materials available at September's Roundtable.  
For more information, contact Marlene Floor at [floormarlene@yahoo.com](mailto:floormarlene@yahoo.com)

## Pack Administration

**101: G.R.E.A.T. Packs** – *What makes “G.R.E.A.T.” Packs succeed? Growth, Resources, Events, Activities and Training. Come see how these elements can be incorporated into your Pack to help it grow stronger.*

**102: Effective Cub Scout Recruiting / We recruited them, how do we keep them?** – *What do we do now that we have boys and leaders recruited? We’ll tell you here!*

**103: Fifty Ways to Find Tomorrow’s Leaders...aka Marketing Your Cub Scout Pack** – *You have a great product - let people know about it. Build it up and they will come!”*

**104: Beyond the Ranks** – *Special Awards for Cub Scouts above and beyond advancement and belt loops & pins. Come learn about these fun-to-earn awards that will give your Cubs experiences with his family, his community, conservation, and preservation; as well as providing him with the lifelong knowledge and skills to continue making the world a better place for his future.*

**105: Den Chiefs.... Why and how to use them** – *How to successfully utilize the den chief; giving your Cubs familiarity with Boy Scouts and providing you with a trained assistant for your den meetings and outings.*

**106: Packmaster – Using it to the Max!** - *A Guide in setting up and using the program Packmaster. Learn its abilities, and it will help you be more organized and save you time!!*

**108: Mastering the Cubmaster Role – New Delivery Method** - *Come out for a discussion of the how-to’s, resources, and role the Cubmaster should have in a successful pack. We will discuss all topics of interest to the participants - including how to run a pack meeting, ideas for program, how to ask people to help, ideas to get more people involved and how to make your life easier!*

**111: Set Your Pack up for Success – Pack Training Plan** – *Fail to plan = plan to fail! How do you make Leaders better? How do you help boys have more fun? TRAINING!! We encourage Pack Trainers, Cubmasters, Committee Chairs and Committee Members to attend this session to make plans for your Pack’s success. Design a plan to put into action for your unit today!*

**112: Creating a Pack Website** – *Simple steps to create a functional Pack Website to keep your Cub families updated and informed.*

**113: Achieving and Sustaining a Successful Pack** – *Leaders of successful Packs are obviously doing something right. Come hear what they are doing so you can do it too! Pack Leaders from each district will be present to share their methods of success.*

**114: A Committee that Works!** – *The big list of little jobs made easy. Come and discuss how to recruit, get people involved, and simple job descriptions to get the help you need to run your pack.*

## Cub Scout Crafts

**201: Crafty Recycling of our Recyclables** – *Taking all of your scrap and recyclable items and turning them into something useful instead of sending it to the landfill! Great ideas for den or pack activities.*

**202: Leather Craft** – *Get ideas for projects and crafts. Take home your own leather craft. Class size is limited.  
\*\*A nominal fee of \$1-\$5 may be required for hands-on craft supplies.*

**203: Edible Crafts / Food Fun** – *Who knew that making crafts could be so much fun, and taste good too! We will have several ideas and recipes, as well as tasty samples. We’ll brainstorm together some of the fun ideas we can do in our Dens. Come and join the fun and enjoy the snacks.  
\*\* A nominal fee of \$1-\$5 may be required for hands-on craft supplies.*

**204: Building With Wood** - *Do you need ideas for woodworking projects that are appropriate for Cub Scout age youth? Where do you start? Is help available? We will cover: Requirements for Wolf and Bear, Requirements for the Craftsman Webelos Activity Badge, Ideas for projects, Getting started, Getting help, Hands on project building. Class size limited.*

*\*\*A nominal fee of \$1-\$5 may be required for hands-on supplies.*

**206: Letterboxing / Geocaching for the Technologically Impaired** – *Tired of those same old nature hikes? Want to challenge your den with some mental challenges? Learn map skills! Throw in some carving and you have LETTERBOXING! Letterboxing is an intriguing pastime combining navigational skills and rubber stamp artistry in a charming “treasure hunt” style outdoor quest. A wide variety of adventures can be found to suit all ages and experience levels. Come learn how!*

*\*\*A nominal fee of \$1-\$5 may be required for hands-on supplies.*

**207: Scouting Memorabilia – Organize and Display** – *Discover some different ways to organize and display those bags of mementos from your child’s scouting years. What to do with the patches, T-shirts and “stuff” we all accumulate over time.*

**208: Knot Impossible Knots** – *Don’t let the knot tying scare you! This session is intended for the beginner and will teach you the basics of knot tying that all Scouts should know. Emphasis will be on those in the Cub Scout handbooks but, will include other useful and fun Knots.*

## Tiger & Cub Scout Den Leaders

**301: Tiger Cub Program** – *Information essential for a successful Tiger Cub program. Tigers Leaders will Search, Discover, and Share a better understanding of the Tiger Trail format and requirements. Discussions will include shared leadership among the Tiger Cub Adult Partners, encouraging exploration of individual interests through achievements, electives, and Go See It outings, and helpful hints for organization, planning, and activities; and leading on the Bobcat Trail along the way.*

**302: Wolf Cub Program** – *Information essential for a successful Wolf Cub program. Wolf Leaders will gain a better understanding of the Wolf Trail format and requirements. Discussions will include the Bobcat Trail and encouraging individual progress while instilling a sense of unity and teamwork within the Den. This class also offers helpful hints for organization, planning and activities.*

**303: Bear Cub Program** – *Information essential for a successful Bear Den. Bear Leaders will gain a better understanding of the Bear Trail format and requirements. We will discuss the need to help Bear Cub Scouts explore individual interests. This class also offers helpful hints for organization, planning, activities, and enlisting the help of parents.*

**304: How to Run a Successful Den Meeting** – *Just imagine a den meeting where Cubs (of all ages) have fun while they earn achievements and YOU keep your sanity!*

## WEBELOS Leaders

**401: Webelos Scout Program** – *Information essential for a successful Webelos program. Webelos Leaders will gain a better understanding of the Webelos program, including the Activity Badge Skills groups, Webelos Badge, Compass Points and Emblem, and The Arrow of Light. Discussions will also include preparing your Webelos for Boy Scouts by way of the patrol method and the importance of joint den/troop activities.*

**402: Community Skills / Citizen and Flag Etiquette** - *A detailed look at the Citizen Activity Badge. Providing program suggestions and activities, including information on Flag Etiquette and Citizenship.*

**403: Mental Skills: Showman** – From songs to skits to plays, get ideas and learn what resources are available to help you lead your Webelos in earning the Showman Activity Badge and have fun expressing themselves.

**404: Outdoor Skills / A look at Forester** – Participants will learn about forests and its many trees and plant life. Learn the benefits and the harm wildfires can cause. Leaders will also learn what they can do to teach and show the boys these facts about our amazing forest areas.

**405: Physical Skills: All Areas of the Activity** – Why is it important to be healthy, clean and fit? How do you encourage Webelos Scouts to eat healthy while staying away from tobacco, drugs and alcohol? Learn interesting ways to promote healthy habits while the boys earn the Webelos Fitness, Athlete, Aquanaut and Sportsman Activity Badges.

**406: Technology Skills / A look at Craftsman** – Participants will be presented practical project ideas and plans for this Technology Skills Activity Badge. We'll cover which requirements are most suitable for Den Meetings, utilizing outside resources, and introducing Webelos to the wonders of hands on construction.

**407: Scout Skills – Flash It Up!** – How to teach Scout skills, or how can you put Cubs to sleep? Sound familiar? Let us show you how to keep your cubs awake, and interested in learning new skills. We will cover ways to make knot tying, first aid, and flag etiquette fun and exciting. We'll also give you ideas on ways to remain sane, and safe, while teaching fire building and cooking. Come join the fun.

### Supplemental Program Helps

**501: Planning for Your Blue & Gold** – Join us in a discussion on planning and pulling off the best Blue & Gold Banquet your pack has ever had. From the early stages of planning, to the actual presentation. What goes on behind the scenes! Are you prepared?

**504: Council Camping Opportunities** - This is a review and update of outdoor programming our Council and Districts have planned for your Cubs Scouts, Dens and/or Pack. Find out who will have Webelos Outdoor Days, who will have Cub Scout Family weekend, etc... Dates for the events, places for the events, and who they are designed for.

**509: How to Speed up Your Derby Car** – How to create a FAST car, what are the physics behind the designs! Learn to create the winning car and stay within the guideline rules. Be fast and furious!!

**510: How to Plan a Pack Outing** – Learn how to plan for your pack outings. What do you need to do before you go on an outing, during an outing, and after. Where are you permitted to go, and who can participate. Learn to plan and be organized. Also learn about the new Weather Hazard program for planning and the safety of your Cubs!

**511: Service Project Basics – “To Help Other People”** – Do you need ideas for service projects that are appropriate for Cub Scout age youth? Where do you start? How do you get parents and youth committed and involved? This session will cover the following: Project ideas, Age appropriateness, How involved (duration), Where to start, Who to contact, What to expect, Brain storming session.

**512: Summertime Pack Events** – Summer events great for the whole family as a family unit, den unit, or pack unit. Learn how to keep your pack together through the summer months – and their important part in the 'Year Round Pack' program.

**513: Team Building Games** – Learn team building games to get your scouts to help each other and work together as a team, and to have a ton of fun as a group!

**518: First Aid the Cub Scout Way** – This class will provide an overview of First Aid requirements from Tiger Cubs through Webelos, from band-aids to splints to the Arrow of Light required Readyman. \*\*A nominal fee of \$1-\$5 may be required for hands-on craft supplies.

### Advancement

**601: History of the Cub Scouts** – Learn the history of Cub Scouting in America. Become familiar with its history so that you will be able to explain to the Cubbers what we are celebrating in the year 2010 with the 100<sup>th</sup> Anniversary of Scouting in America.

**602: A Scout is Reverent – A Look at the Religious Program** - Participants will get a look at all the levels of scoutings' religious program. Learn where to go for information, booklets, reporting requirements and overall support in promoting one of the major areas of Scouting.

**603: Your Mission and Purpose in Scouting!** – This class is designed to help you understand how to be the best Scout leader you can be. Learn your “Mission” and the “how to” in sharing Scoutings' greatest value. This is great motivational class! Come join us!

**605: Ceremonies with Attitude** – The Greatest Show on Earth - learn how to make ceremonies special and FUN! Put the Wow! into your ceremonies. This session will focus on resources available for memorable ceremonies. Learn to develop your own equipment and props.

### FOR BOY SCOUTS

**999: Den Chief Training** – Learn how to work with Pack leaders and their dens, to develop skills that motivate young Scouts to Do Their Best, and to help prepare Webelos Scouts for Boy Scouting. Our experienced Trainers will show how YOU can demonstrate leadership within your Troop and encourage Cubs to continue on the Scouting Trail. Scouts will:

- Be Prepared to work with the Den Leader
- Be Prepared to teach and work with Cub Scouts
- Be Prepared to be an example and open minded to young Cub Scouts

**No class fee to attend ONLY Den Chief Training - OR register for the full day's event at the \$16 fee, receive lunch, and also attend afternoon sessions for helpful information to aid you in fulfilling your Den Chief duties. Please complete the registration form on page 6 for your choice of attendance participation. DEN CHIEF TRAINING REGISTRATION DEADLINE: OCTOBER 22nd – NO LATER!**

### CHOOSING YOUR SCHEDULE

Please use the session schedule on the following page to determine your classroom choices for each session; write the classroom number and title in the spaces indicated on the registration form on page 7; (Boy Scouts please use page 6); and return the registration form with total fees due to Buckeye Council, BSA, 2301 13<sup>th</sup> Street NW, Canton, OH 44708.



## CUB SCOUT LEADER POW WOW 2010 CLASS SCHEDULE

SESSION 1 ↓	SESSION 2 ↓	SESSION 3 ↓	SESSION 4 ↓	SESSION 5 ↓
Building with Wood <b>204</b>	Packmaster - Using it to the Max! <b>106</b>	Leathercraft <b>202</b>	Webelos Scout Program <b>401</b>	Scout Skills - Flash It Up!! <b>407</b>
Fifty Ways to find Tomorrow's Leaders <b>103</b>	Technology Skills Craftsman <b>406</b>	How to Run A Successful Den Meeting <b>304</b>	Physical Skills All Areas <b>405</b>	Mental Skills - Showman <b>403</b>
YOUR Mission & Purpose in Scouting! <b>603</b>	A Committee That Works <b>114</b>	G.R.E.A.T. Packs <b>101</b>	Ceremonies with Attitude!! <b>605</b>	Methods of Sustaining Successful Packs <b>113</b>
Community Skills Citizen/Flag Etiquette <b>402</b>	Knot Impossible Knots! <b>208</b>	Den Chief! Why and how to use them <b>105</b>	Mastering the Cubmaster Role <b>108</b>	First Aid the Cub Scout Way <b>518</b>
Council Camping Opportunities <b>504</b>	A Scout is Reverent, A look at the Program <b>602</b>	Outdoor Skills Forester <b>404</b>	Service Project Basics <b>511</b>	Wolf Cub Program <b>302</b>
Set up for Success - Pack Training Plan <b>111</b>	YOUR Mission & Purpose in Scouting! <b>603</b>	Summertime Pack Events <b>512</b>	Crafty Recycling Recyclables <b>201</b>	Planning for Your Blue and Gold <b>501</b>
Tiger Cub Program <b>301</b>	Edible Crafts and Fun Foods <b>203</b>	Beyond the Ranks <b>104</b>	Bear Cub Program <b>303</b>	Effective Cub Scout Recruiting <b>102</b>
How to Plan a Pack Outing <b>510</b>	How to Speed Up Your Derby Car <b>509</b>	History of Cub Scouts <b>601</b>	Letterboxing / Geocaching INTERNET <b>206</b>	Creating a Pack Website INTERNET <b>112</b>
Scouting Memorabilia - Organize & Display <b>207</b>				Team Building Games <b>513</b>
<b>DEN CHIEF TRAINING 999</b>			<p><b>*Please choose <u>one</u> class from each session, then, choose <u>one alternate</u> class per session.</b></p> <p><b>**Hands-on craft supply fees</b> may be required to offset presentation expenses of starred classes. These fees will be between \$1 and \$5; and will be <b>collected in class</b> by the Presenters. If you select a class with possible fees, please be kind enough to <b>be prepared with small bills.</b></p> <p><b>Boy Scouts</b> attending Den Chief Training are welcome to lunch and to attend afternoon sessions as long as they are <u>registered</u> as a Pow Wow Participant by <b>October 22, 2010.</b></p>	

**Registration** will take place in the Narthex from 8am - 8:30 am; the **Opening Ceremony** will be in the Family Life Center at 8:35 am.

Please choose the **A-Z Pre-Registered** table to pick up your schedule; or the **Late Registration** to register and receive your schedule if your registration was sent in after October 22nd.

**Blue & Gold Banquet** (lunch) will be served in the Family Life Center 12:00pm - 1:00pm. Don't be late!

**Closing Ceremony** will be in the Family Life Center at 3:15 pm.

**Childcare is not available;** please do not bring children with you.

**POW WOW 2010 REGISTRATION FORM**  
**BUCKEYE COUNCIL \*\*\* BOY SCOUTS OF AMERICA**  
**MISSION KNOT IMPOSSIBLE...the next 100 years!**

Please Print Clearly

Name \_\_\_\_\_ Phone (H) \_\_\_\_\_

Address \_\_\_\_\_ Phone © \_\_\_\_\_

City \_\_\_\_\_ State \_\_\_\_\_ Zip \_\_\_\_\_ E-mail \_\_\_\_\_

Pack/Troop # \_\_\_\_\_ District \_\_\_\_\_ Council \_\_\_\_\_

Position(s) \_\_\_\_\_

Session #	Time	Room	Class #	Class Requested	Alternate Class
Registration	8:00 - 8:30	Narthex		Please list name of the class you wish to attend	Please list name of the class you wish to attend
Opening	8:35 - 8:50	Family Life Center			
Session 1	9:00 - 9:50				
Session 2	10:00 - 10:50				
Session 3	11:00 - 11:50				
Lunch / Midway	12:00 - 1:00	Family Life Center		<b>Blue and Gold Banquet</b>	
Session 4	1:15 - 2:05				
Session 5	2:15 - 3:05				
Closing	3:15	Family Life Center			
<b>Registration \$16.00</b> <b>Postmarked by 10/22/10 or hand delivered to office on 10/25/10</b>			<b>Late Registration \$21</b> <b>Postmarked 10/22/10 or later OR received in office 10/26/10 or later</b>		<b>Pow Wow Staff Attendee Registration \$10.00</b>

**CALCULATE YOUR FEES (use one form per person)**

Send your check payable to: **Buckeye Council BSA** and this form to:  
**2301 13th Street NW, Canton, OH 44708**

**NOTES:**

**Fees are non-refundable, but transferable with same schedule.	PowWow 2010 <b>Early</b> Registration (postmarked 10/22/10 or earlier.) #	@ \$16.00 =	
**Registration includes event patch, CD, morning refreshemnts, lunch and handouts.	PowWow 2010 <b>Late Registration</b> (10/26/10 to 11/6/10) #	@ \$21.00 =	
	PowWow 2010 Presenter Fee including lunch and patch. #	@ \$10.00 =	
**At-the-door registrations receive pre-assigned class schedules only upon availability of the class.	PowWow 2010 Presenter Fee including lunch, CD, patch, binder & handouts. #	@ \$16.00 =	
	Pow Wow CD (extra) #	@ \$ 5.00 =	
**Please <b>do not mail</b> forms after 10/29/2010. Hand-carry or fax (330-580-4283) them to the Council Service Center.	Pow Wow Shoulder Patch (1 extra) #	@ \$ 5.00 =	
	**Hands-on supply fees paid to Presenter at time of class		
<b>Total Amount Enclosed</b>			\$ <span style="border: 1px solid black; display: inline-block; width: 80px; height: 20px; vertical-align: middle;"></span>

**Make a copy of this for yourself**



# Buckeye Council 2010



**Come and enjoy  
these exciting  
events throughout  
the afternoon &  
evening**

## Camperall October 16

@ 7Ranges Scout Reservation  
7070 Meter Rd, Kensington, OH 44427

**Registration  
begins at 1:30pm.**

**Event ends after  
firework show  
(around 10pm)**

**Dinner will be  
provided.**

**Fireworks start at  
9:00pm**

**Events Include:**

- BB Guns
- Archery
- Fishing
- Scout Skills
- Fireworks!
- And more...

## Cub Scout / Webelos REGISTRATION FORM

### 2010 Buckeye Council Camperall

### Cub Scout Registration Form



Registration Fee of \$12 per attendee includes all activities, Saturday supper, t- shirt and patch. (Adults who do not want a t-shirt may pay \$7. Youth must pay \$12) Siblings not registered with the BSA are welcome, but may be restricted in what activities they may participate in.

Name: \_\_\_\_\_ Pack # \_\_\_\_\_

Address: \_\_\_\_\_ Phone # \_\_\_\_\_

City: \_\_\_\_\_ State: \_\_\_\_\_ Zip: \_\_\_\_\_

T-Shirt Size: YS\_\_\_ YM\_\_\_ YL\_\_\_ AS\_\_\_ AM\_\_\_ AL\_\_\_ XL\_\_\_ XXL\_\_\_ XXXL\_\_\_

Return Registration form to: # Cub Scout(s) @\$12: \_\_\_\_\_  
Buckeye Council # Adults @ \$12: \_\_\_\_\_  
2301 13<sup>th</sup> Street NW # Adults/siblings (no t-shirt) @ \$7: \_\_\_\_\_  
Canton, OH 44708

Total \$ \_\_\_\_\_

Account # 1-6801-819-20



## **Service Projects Across Scouting**

Things to consider when conducting a service project

- Type of Project
  - Who will benefit?
- Age Appropriateness
  - Complexity
  - Length of Project
- Safety
  - Guide to Safe Scouting



## **Service Projects Across Scouting**







Many Types of Service Projects for all Scouts:

- Helping Individuals
- Helping your Community
- Helping Religious Organizations
- Helping your Environment



# Service Projects Across Scouting

Safety is an important concern!!! Use the Guide for Safe Scouting

<b>AGE-APPROPRIATE GUIDELINES FOR SCOUTING ACTIVITIES</b> <small>Age- and rank-appropriate guidelines have been developed based on the mental, physical, emotional, and social maturity of Boy Scouts of America youth members. These guidelines apply to Cub Scout packs, Boy Scout troops, Varsity Scout teams, and Venturing crews.</small>	 <b>TIGER CUBS</b> <small>(WITH ADULT PARTNER)</small>	 <b>WOLF/BEAR CUB SCOUTS</b>	 <b>WEELOS SCOUTS</b>	 <b>BOY SCOUTS</b>	 <b>OLDER BOY SCOUTS, VARSITY SCOUTS, AND VENTURERS</b>
 <b>TOOLS</b>					
Axe					
Bow Saws					
Hand Ax					
Hand Tools					
Pocketknife					
Power Tools					



# Service Projects Across Scouting

**Tigers, Wolves, & Bears!!!**



**O' My!**



## Cub Scout Considerations

Keep in mind the scouts attention level and abilities

Combine with a fun event.

Fulfill a sense of accomplishment



Resources: Community organizations

Scouting for Food

Charter Organization

Remember to refer to Guide to Safe Scouting

## Cub Scout Project Example



Our Pack started collecting aluminum cans. Easy to do and involves community, charter organization, and family.

Conservation Service Project combined with fund-raising to assist the pack and charter organization.

Pack uses this money to purchase scout uniforms and accessories for families that can not afford them.



## Webelo Considerations

Begin including scouts in the planning

Scouts begin taking on more of the work.

Possibly team-up with a Scout Troop but inform leaders about Safe Scouting requirements.



# Webelo Project Example

Our Webelo scouts have raked leaves and cleaned up yard waste for elderly/home bound families near our charter organization.

We have allowed scouts to take time to jump in the leaf piles prior to bagging them. Two adults are with each “team” to make sure scouts complete project in a safe, fun manner.



Can't seem to stop households from making a snack for the boys.

## Scout Webelo Boy Scouts Considerations

The projects should be completed by one scout, a patrol or troop and may be done in ½ hour to several days depending on the complexity of the project. For the younger scouts, be mindful of their strength, endurance, and dexterity.

### Some Possible Places to Contact:

Your church, temple or synagogue  
Your school, or a neighborhood school  
Eye Dog Foundations  
State and Local Parks  
Science Centers

Wilderness, Wildlife and Nature centers  
Local Museums and Zoos  
Local Botanical Gardens  
Senior Citizens centers  
Civic organizations



# Additional Examples

Our charter organization is a church with an outreach of providing for the needy and less fortunate in our community. Our Scouts have assisted in their program.

## Some of our projects are:

Cutting and wrapping meat – the church men’s group acquires hamburger twice a month. Church members cut the roles into 1-2 lb pieces. The Scouts arrives 30 minutes early for their regular troop meeting wrap the meat and place in boxes to be frozen. The meat is then given to the Canton Calvary Mission to be distributed to the homeless and needy. – **Time 1 hr a month**

Scouting For Food - Once a year scouts distribute bags and flyers asking for nonperishable food donations to be taken to local food banks. **Time about 4-6 hours over 2 weekends**

Canton Calvary Mission where we served food and busing tables for the homeless meal. – **Time 2hr**



## Summary

- **Involve Your Scouts**
- **Help individuals, your community, and your environment**
- **Make it age appropriate**
- **Keep it fun**
- **Be Safe!**



# Scouting Service Organizations & Awards



Eager  
Beavers



## Good Turn for America

**Total service hours to date: 7,269,776**

Good Turn for America is a national call to service by the Boy Scouts of America to address the issues of hunger, homelessness, and poor health in our nation. In this effort, the Boy Scouts of America is partnering with some of the nation's most respected service organizations, including The Salvation Army, Habitat for Humanity, the American Red Cross, the American Cancer Society, America's Second Harvest, and the Department of Homeland Security. These organizations and thousands of others will work to provide opportunities for youth and volunteers to fight hunger and homelessness, and teach the habits of healthy living.

Youth and volunteers are looking for ways to serve their communities. At the same time, service organizations need dedicated volunteer help. By working together, we can improve our young people, our communities, and the nation.

<http://www.goodturnforamerica.org/>



# Roundtable Survey

Thank you for taking the time to attend the monthly Hetuck District Roundtable meeting. We would like to take this moment to get to know you and find out more about your needs. Your suggestions will help us to provide a better program to you in the future! - RT Committee

Name \_\_\_\_\_ Unit \_\_\_\_\_

Current Scouting Position/Committee Positions \_\_\_\_\_

---

---

---

Training Taken \_\_\_\_\_

---

---

---

Why do you attend Roundtable? \_\_\_\_\_

---

---

What would you like to get out of Roundtable? What kinds of things would you like to see us do?

---

---

---

---

---

Would you be willing to help out if asked? (do a demo, be a speaker, etc...) \_\_\_\_\_

