



Hetuck District Cub Roundtable "Derby Time" November 2010



1. Opening Ceremony - Sportsmanship.
2. Prayer
3. Welcome and Introduction
 - a. Introductions – Anyone New?
4. Announcements
 - a. Training
 - i. Youth Protection Training
 - ii. Cub Scout Leader Specific Training – February 12th
 - b. Events
 - i. Scouting for Food – November 13th
 - ii. Scouting Exhibit – @Massillon Museum ends November 14th
 - iii. Popcorn Distribution – November 19th & 20th
 - iv. Popcorn Money DUE at Council – December 9th
 - v. Webelos II Recognition & Troop Meet-n-Greet – Masonic Lodge January 30th 3-5pm
 - vi. Baden Powell Institute – February 5th
 - vii. District Pinewood Derby – March 5th St Michaels
5. Derby Related Song
6. Program – Derby Workshop
 - a. Pinewood
 - b. Space
 - c. Raingutter
 - d. Awards
7. Closing Ceremony – “Do Your Best”
8. Roundtable Discussion
9. Commissioner’s Minute

NOTE: Our Next Roundtable is December 8th @ 7:00pm
 St. Michael the Archangel
 3430 St. Michael Blvd NW, Canton, OH
PLEASE BRING A FRIEND!!!

Next Month’s Topic: “Positive Attitude”



- | | |
|---|-----------------------|
| Douglas Turner, Roundtable Commissioner | poug2000@yahoo.com |
| Wendy Lafferty, Cub Roundtable Commissioner | wenflower65@yahoo.com |
| Brad Kenny, Cub Roundtable Commissioner | bkenney@neo.rr.com |
| Cayla Carroll, Cub Roundtable Staff | kbear@sbcglobal.net |
| Sheila Hess, Cub Roundtable Staff | sdhess@neo.rr.com |
| Marika Paternostro, Cub Roundtable Staff | marika67@y7ahoo.com |



SPORTSMANSHIP


CUBMASTER: Tonight, we will have our pinewood derby. Before I announce “Gentleman, Start your engines,” I will ask 13 boys to come forward to help me give you a reminder.

- CS 1: **S** Smile, even if you hurt inside
- CS 2: **P** Pardon those who may show poor manners.
- CS 3: **O** Overflow with enthusiasm for your car and fellow den members.
- CS 4: **R** Respect the feelings of other Cub Scouts.
- CS 5: **T** Try your best and be.....
- CS 6: **S** Satisfied with yourself.
- CS7: **M** Master the art of Self Control.
- CS8: **A** Anger has no place in the meeting.
- CS9: **N** Notice that only one car can win for speed in the end.
- CS10: **S** Success in doing your best will be present for every Cub Scout.
- CS11: **H** Hush those words of bragging.
- CS12: **I** Interject your congratulations to those who won.
- CS13: **P** Play the Derby Game for Fun!!.

Cubmaster: Let us remember the word SPORTSMANSHIP throughout our derby tonight. Now, gentleman, start your engines!!

CLOSING – “Do Your Best”
(all families stand in a circle with hands on one another’s shoulders.)

- CS 1: We all had a lot of fun tonight!
- CS 2: Racing our cars fast and bright!
- CS 3: And now, before we go on our way.
- CS 4: Let’s have each family take part as we say,
- CS 5: Please repeat after me.....
 “As a family, we pledge to do our best!!”



Buckeye Council

Cub Scout Day Camp 2011

Wild Wild West



Hetuck District

(Serving Stark County)

Two Camps to chose from

Day Camp OR Evening Camp

Each Camp Cost: \$65 (\$85 after May 1st)

June 13-16th

July 18-22nd

9:00 am-4:00 pm

5-9:00 pm

At

At

North Industry
Sportsman's Club
(in Southern Stark)

Northern Stark
County

Netawotwes District

(Serving Carroll and Tuscarawas Counties)

Cost: \$65 (\$85 after May 1st)

June 27-July 1st

9:00 am to 4:00 pm

At

Camp Tuscazoar
(Dover, OH)

Sandy Beaver District

(Serving Alliance, Minerva,
and Columbiana County)

Cost: \$65 (\$85 after May 1st)

June 20-24th

9:00 am to 4:00 pm

At

Camp McKinley
(Lisbon, OH)

Killbuck District

(Serving Wayne and Holmes Counties)

Cost: \$45 (\$65 after May 1st)

June 13-15th

9:00 am to 4:00 pm

At

Freelander Park
(Wooster, OH)

Late Fees

May 1st for All Camps

**Cost to attend camp is increased by
\$20 after May 1st deadline**

To receive the regular rate a scout must be
paid in full by May 1st.

For additional information on Day Camp
feel free to contact Tony Scarpino at the
Buckeye Council Office:

Phone: 330-580-4272 ext. 134
Email: tony.scarpino@scouting.org

Join Massillon Parks and Recreation and the
Buckeye Council for Scout Night at the
Massillon Recreation Center

**Every 3rd Wednesday beginning in
February**

**Come any time between 4 and 8 pm
kiddie pool up to 2 feet, water slides,
lazy river, and 2 lane lap pool**

Boy Scouts/Cub Scout and registered leaders pay the “swim only” fee
of 3.00 (Must present membership card as a single or unit roster if
coming as a group)

All other Adults and children (over 4) pay a flat rate of 4.00

All children under 7 must have an adult in the pool area

All youth 8 to 10 must have an adult in the building – no fee for lobby
only use

There is no fee if you are already a member of the Massillon
Recreation Center (bring your membership card)



Excellence in Motion!



**BOY SCOUTS OF AMERICA
BUCKEYE COUNCIL**

2301 – 13th Street, NW • Canton, Ohio 44708 – 3157


Telephone: (330) 580-4272 • Fax: (330) 580-4283

• Web Page: www.buckeyecouncil.org



CARNEGIE SCIENCE CENTER
One of the four Carnegie Museums of Pittsburgh

Boy Scout Workshops!



FALL 2010 WORKSHOPS FOR BOY SCOUTS

Your Scouts will satisfy portions of requirements for badges, reinforce the value of teamwork, gain invaluable lessons on the science that is around them everyday, and go on adventures that they'll never forget!

Boy Scouts

October 9	Boy Scout Engineering, 1-4 pm
October 16	Boy Scout Oceanography, noon-4 pm
October 23	Boy Scout Chemistry, 9 am-noon
October 30	Boy Scout Engineering, 1-4 pm
November 6	Boy Scout Astronomy, 1-4 pm
November 13	Boy Scout Weather, 9 am-noon Boy Scout Oceanography, 1-5 pm
November 20	Boy Scout Chemistry, 1-4 pm
December 4	Boy Scout Railroading, 1-4 pm
December 11	Boy Scout Engineering, 9 am-noon Boy Scout Astronomy, 1-4 pm
December 18	Boy Scout Chemistry, 1-4 pm Boy Scout Railroading, 9 am-noon

Webelos

October 2	Webelos Engineer, 9 am-noon
October 9	Webelos Geologist, 9 am-noon
October 16	Webelos Scientist, 1-4 pm
November 6	Webelos Engineer, 9 am-noon
November 13	Webelos Geologist, 9 am-noon Webelos Scientist, 1-4 pm
November 20	Webelos Engineer, 9 am-noon Webelos Geologist, 1-4 pm
December 4	Webelos Geologist, 1-4 pm Webelos Scientist, 9 am-noon

Cub Scouts

October 16	Cub Scout Electricity, 9 am-noon
October 30	Cub Scout Space, 9 am-noon
December 11	Cub Scout Weather, 1-4 pm

Visit CarnegieScienceCenter.org to learn about all of our classes and workshops.

Call 412.237.1637 to register for a Boy Scout Adventure today!

Located beside Heinz Field and one of the four Carnegie Museums of Pittsburgh, Carnegie Science Center features:

- ! Hundreds of hands-on exhibits
- ! Three live demonstration theaters
- ! Four-story Omnimax theater
- ! Full-dome, hi-def planetarium
- ! Cold War-era submarine
- ! World-renowned model railroad display
- ! And more!

CarnegieScienceCenter.org

One Allegheny Avenue | Across From Heinz Field | 412.237.3400

Important Changes to the Boy Scouts of America's Youth Protection Training Policies

Youth safety is the No. 1 concern of the BSA.

To increase awareness of this societal problem and to create even greater barriers to abuse than already exist today in Scouting, the Boy Scouts of America is implementing several important changes to further enhance its Youth Protection policies:

Effective June 1, 2010:

- **Youth Protection Training is required for all registered volunteers.**
- **New leaders are required to take Youth Protection Training before they submit their application for registration. The certificate of completion for this training must be submitted at the time application is made and before volunteer service with youth begins.**
- **Youth Protection Training must be taken every two years. If a volunteer's Youth Protection Training record is not current at the time of recharter, the volunteer will not be reregistered.**

To ensure these policies are fully implemented, please take the following steps:

- If you have not taken Youth Protection Training within the past two years, please log on to [MyScouting](#) and take the training. Be sure to have your member ID number. The number can be found on your Boy Scouts of America membership card.
- If you do not know your member ID number, contact your unit leader or committee chairman. Your council can also assist you.
- If you have taken Youth Protection Training online but did not input your member ID number, please log back on to the Training section of [MyScouting](#) and input your member ID so the training will be linked with your records.
- If you have taken Youth Protection Training within the past two years but did not take the course online, log on to [MyScouting](#) to ensure your records are up to date, or contact your council and have them verify that your Youth Protection Training records are accurate.
- Finally, please share these important changes with other Scouters.



Youth Protection Training is available online at <http://www.scouting.org/Training/YouthProtection.aspx>.

To find out more about the Youth Protection policies of the Boy Scouts of America and how to help Scouting keep your family safe, see the information available in any of the Cub Scouting or Boy Scouting handbooks, or go to <http://www.scouting.org/Training/YouthProtection.aspx>.

Thank you for your commitment to our nation's young people and to Scouting.

Sincerely,

James Terry
Assistant Chief Scout Executive

Pinewood Vehicles

OFFICIAL PINEWOOD DERBY DRIVERS EXAM

TRUE

FALSE

QUESTIONS

-
- | | | |
|--------------------------|--------------------------|--|
| <input type="checkbox"/> | <input type="checkbox"/> | 1) Your Racing Car may be as long as you want. |
|--------------------------|--------------------------|--|
-
- | | | |
|--------------------------|--------------------------|--|
| <input type="checkbox"/> | <input type="checkbox"/> | 2) Your Racing Car must NOT be taller than 3". |
|--------------------------|--------------------------|--|
-
- | | | |
|--------------------------|--------------------------|---|
| <input type="checkbox"/> | <input type="checkbox"/> | 3) You can pass another racer ONLY when it is safe. |
|--------------------------|--------------------------|---|
-
- | | | |
|--------------------------|--------------------------|--|
| <input type="checkbox"/> | <input type="checkbox"/> | 4) Your Racing Car MUST be made of Pinewood. |
|--------------------------|--------------------------|--|
-
- | | | |
|--------------------------|--------------------------|--|
| <input type="checkbox"/> | <input type="checkbox"/> | 5) You may drive your Racing Car on any highway. |
|--------------------------|--------------------------|--|
-
- | | | |
|--------------------------|--------------------------|---|
| <input type="checkbox"/> | <input type="checkbox"/> | 6) Your Racing Car must not weigh more than 5 ounces. |
|--------------------------|--------------------------|---|
-
- | | | |
|--------------------------|--------------------------|--|
| <input type="checkbox"/> | <input type="checkbox"/> | 7) You may use a Turbo Booster on your Racing Car. |
|--------------------------|--------------------------|--|
-
- | | | |
|--------------------------|--------------------------|--|
| <input type="checkbox"/> | <input type="checkbox"/> | 8) All drivers' cars must use the standard wheels and these may NOT be modified. |
|--------------------------|--------------------------|--|
-
- | | | |
|--------------------------|--------------------------|--|
| <input type="checkbox"/> | <input type="checkbox"/> | 9) Your Racing Car's engine may be no bigger than a V12. |
|--------------------------|--------------------------|--|
-
- | | | |
|--------------------------|--------------------------|--|
| <input type="checkbox"/> | <input type="checkbox"/> | 10) Good Sportmanship means you race for FUN and you help others to have FUN! If we all have FUN, then we are ALL WINNERS! |
|--------------------------|--------------------------|--|



Hetuck Pinewood Derby

Two types of races this year: **Speed Race** and **Turtle Race**

New---Turtle Race: last car to cross the finish line is the winner.

When: Saturday, March 5th, 2011

Where: St. Michael Catholic Church Gymnasium
Corner of Whipple and Fulton Drive, Canton.
3430 St. Michael Blvd NW, Canton, OH
Enter gymnasium at the bell tower.
If lost call Marvin at 330-323-1700.

Registration: 11:30 am – 1pm

Derby starts: 1:30pm

Cost: Speed Race \$3 per entry
Turtle Race \$3 per entry

Total cost is \$6 if Cub Scout enters both races.

Cub Scout may enter either race separately or both races.

If Cub Scout enters both races, he must have two cars.

See reverse side for Speed Race and Turtle Race Rules.

Please return to:
Buckeye Council, B.S.A.
2301 13th Street NW
Canton OH 44708

Name _____ Unit # _____

Address _____ Rank _____

City _____ Zip _____

For any question call
Kevin Hodar
330-580-4272

Phone _____ #attending _____

\$3 Speed Race _____ \$3 Turtle Race _____ \$6 Both _____

Amount enclosed \$ _____

account # 1-6801-107-20

You may register the day of the race.

2011 Hetuck Pinewood Derby Rules

- For the Hetuck District Pinewood Derby race the Cub Scout must be present to race the car.
- One car is permitted per Cub Scout for the speed race and another car is permitted for the turtle race.
- There will be a registration fee per race event. (Speed Race has a fee and Turtle Race has its own fee also.)
- The Speed Race or the Turtle Race may be entered separately.
- Cars must have been constructed in the 2010-2011 Scout Year. Parts made in previous years may not be used.
- Scout may race at the rank he was during his Pack race.
- Webelos which have crossed over to Scouts this year may race as Webelos.
- Car width shall not exceed 2 ¾". Car length shall not exceed 7". Car weight shall not exceed 5 oz.
- Car height may not exceed 5 inches.
- Car width between wheels must be at least 1 ¾".
- Car bottom clearance between car and track surface must be at least 3/8". (**This will be measured at check in**).
- Only powered graphite is permitted.
- NO** wet lubricant is permitted. Wet lubricant will damage the track.
- After the car goes to the holding area, **NO** more graphite will be permitted.
- Must use BSA wheels, BSA axles, and BSA car body. One piece axles are NOT permitted.
- Extended wheel base is NOT permitted. (4 ½ inches is the maximum distance between front and rear axles).
- The wheel's tread area, which is flat and the car runs on, must remain flat and cannot be altered, but light sanding is permitted.
- No wheel covers or hubcaps.
- All parts and weights must be secured to car.
- No liquid mercury.
- Wheel bearings, washers and bushings are prohibited.
- The car shall not ride on springs.
- Details, such as steering wheel and driver are permissible as long as these details do not exceed the maximum length, width and weight specifications.
- The car must be free-wheeling, with no starting devices, magnets, slip weights, or adhesives.
- All parts of the car must rest behind the gate side of the starting post.
- Each car must pass inspection by the official Inspection Committee before it may compete.
- If, at check-in, a car does not pass inspection, the owner will be informed of the reason for failure, and will be given time within the official check-in time period to make the adjustment.
- The parents will be responsible for any changes that need to be made to the car to pass check-in and weigh-in.
- A car is NOT declared as passing any part of the inspection until it has passed all of the inspected areas at one time.
- After the car is placed in the holding area, **NO** further adjustments may be made, and the car can **NOT** be removed.
- It is the responsibility of the racer and the parent to make sure their car is facing the proper direction on the track at the starting line and that their car is placed on the proper lane. Any problem must be immediately addressed before that race begins.
- The finishing order determined by the finish line will stand as the official results.
- Your car must be weighed-in and inspected by the end of the weigh-in period. NO EXCEPTIONS.
- If a car jumps the track and interferes with the other cars, then the heat will be rerun only once. The second time the car jumps the track in that heat then the car is disqualified.
- TURTLE RACE RULES** are the same as above with the following added rules:
 - The goal of the Turtle race is to be the **LAST** car to activate the finish line detector.
 - Turtle Race Entry may consist of a Cub Scout by himself or a Cub Scout and a partner such as a parent, grandparent, guardian, brother, sister, relative, friend, youth or adult.
 - The Cub Scout partner, only for the turtle race, is encouraged to participate with the Cub Scout and is allowed to help the Cub Scout to adjust the turtle car to the desired setup between race heats.
 - During the elimination phase, each car will get 4 runs down the track and the 4 cars with the slowest times will move to the Turtle Trophy Round.
 - During the elimination phase if the car does not cross the finish line, it will be given the race time of 1 sec. for that run.
 - Turtle Trophy Round is one race, and the last car to be detected by the finish line is the winner. Car must finish to place.

SPEED RACE FORMAT:

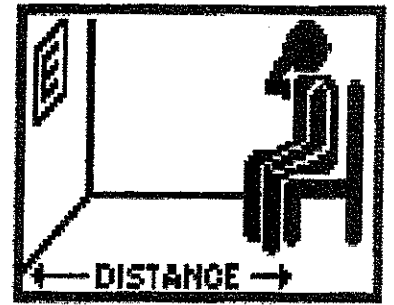
We will be using GrandPrix Software. This software uses a charting method in which all racers race in every lane, and all racers race an equal number of times for that particular event.

DEN competition--A racing chart will be generated meeting the above requirements. The top 3 places will be determined by the sum total accumulation time from all of that car's runs. This means that **the times from each run will be added together to get the total time for that car. The car with the shortest sum total of time is the winner.** This means the fastest cars will truly be the winners. It may be possible to get a 1st place or a 2nd place and not make it to the top 3 positions because you were racing slower cars at the time when you got 1st or 2nd place. The race times are more important than the position in which the car finished. The top three cars will move on to the Grand Finals Elimination Phase.

Grand Finals Elimination Phase--A racing chart will be generated in which all racers race in every lane, and all racers race an equal number of times. The top 3 cars with the shortest total times will move on to the Grand Finals Trophy Round.

Grand Finals Trophy Round-- A racing chart will be generated in which all racers race in every lane, and all racers race an equal number of times (4 times on the 4 lane track). The car with the shortest sum total of time will be the winner.

CHECK YOUR VISION



20/400

20/200

20/100

L P E D

20/50

P E C F D

20/40

E D F C Z P

20/30

D E F P O T E C

20/20

P E Z O L C F T D

Moon:

Materials: Styrofoam Ball approx: 1.5" in diameter
An American Flag on a toothpick
Paint
½" PVC Pipe Sections or 16 gauge wire

Assembly Directions:

Press on the surface of the ball with your fingers or a blunt object
(This will make the surface of the ball look more like the surface of the moon)

Cut a cylindrical hole through the ball
(This allows the neckerchief to be threaded through the moon)

Attach the ½" piece of PVC pipe or insert the wire through the moon and adjust to fit

Paint the ball to look like the moon

Insert the toothpick flag into the ball
(Be careful that the flag does not poke the boy in the chin)

Neckerchief Slides

November 10, 2010

Sailboat:

Materials: Spring-type clothespins
Dowling or toothpicks - approx.: 2" long
Craft Foam, Craft paper
or
Waxed Sail Paper - the type that comes with your rain gutter
regatta boat

A small bead for the top of the sail
Hot glue
½" PVC Pipe Sections

Assembly Directions:

Take the clothespin apart and glue the flat sides together
Paint It

Thread the 2" toothpick or doweling through the sail and glue the bead on
top

Insert the sail pole into the small opening in the sailboat wood

Attach the ½" piece of PVC pipe

Roundtable Survey

Thank you for taking the time to attend the monthly Hetuck District Roundtable meeting. We would like to take this moment to get to know you and find out more about your needs. Your suggestions will help us to provide a better program to you in the future! - RT Committee

Name _____ Unit _____

Current Scouting Position/Committee Positions _____

Training Taken _____

Why do you attend Roundtable? _____

What would you like to get out of Roundtable? What kinds of things would you like to see us do?

Would you be willing to help out if asked? (do a demo, be a speaker, etc...) _____