



Hetuck District Cub Roundtable “Blue & Gold” January 2011

1. **Opening Ceremony**
2. **Prayer**
3. **Welcome and Introduction**
 - a. **Introductions – Anyone New?**
 - b. **Friends of Scouting – Schedule now.**
 - c. **Webelos Resident Camp**
 - d. **Day Camp**
4. **Announcements**
 - a. **Training**
 - i. Youth Protection Training
 - ii. ALL Training now available online!!!
 - iii. Cub Scout Leader Specific Training – February 12th
 - iv. BALOO/WLOT – May 14th
 - b. **Events**
 - i. Webelos II Recognition & Troop Meet-n-Greet – Masonic Lodge January 30th 3-5pm
 - ii. Fireside Chat – February 3rd See Flyer
 - iii. Baden Powell Institute – February 5th See Flyer
 - iv. District Recognition Dinner – April 7th
 - v. Webelos Residence Camp Preview – April Roundtable
 - vi. District Pinewood Derby – March 5th St Michaels
 - vii. Lad & Me – May 20th – 22nd See Flyer
5. **Program – It’s Time for the BLUE & GOLD!**
6. **Closing Song**
7. **Roundtable Discussion**
8. **Commissioner’s Minute**



NOTE: Our Next Roundtable is January 8th @ 7:00pm
St. Michael the Archangel
3430 St. Michael Blvd NW, Canton, OH
PLEASE BRING A FRIEND!!!



Douglas Turner, Roundtable Commissioner	poug2000@yahoo.com
Wendy Lafferty, Cub Roundtable Commissioner	wenflower65@yahoo.com
Brad Kenny, Cub Roundtable Commissioner	bradkenney@live.com
Kayla Corroll, Cub Roundtable Staff	kbear@sbcglobal.net
Sheila Hess, Cub Roundtable Staff	sdhess@neo.rr.com
Marika Paternostro, Cub Roundtable Staff	marika67@y7ahoo.com





Hetuck District Fireside Chat

Thursday, February 3, 2011 - 7:00 PM

The Fannon Center
St. Michael the Archangel Catholic Church
3430 St. Michael Blvd NW, Canton, OH 44718

As in years past, the Fireside Chat is an informal conversation between all adult Scouters in the District, the District Key-5, and the Scout Executive. Please plan to attend.

For more information, contact Clint Garber or Kevin Hodar at (330) 580-4272 or cgarber@bsamail.org / khodar@bsamail.org

PACK RESOURCE SHEET

December 2010

CORE VALUE FOR DECEMBER

Respect: Showing regard for the worth of someone or something. Cub Scouts will show respect and appreciation for everyone who helps with the pack. They will be courteous and show good manners at den and pack meetings.

Preopening Activity: Blue and Gold Smile Game

Materials: Coin.

Divide participants into two groups, Blue team and Gold team, and line the teams up facing each other three to four feet apart. Flip a coin and call out the side that turned up. Heads means Blues, and tails means Golds. If it comes up heads, the Blues laugh and smile for 10-15 seconds while the Golds try to keep sober faces. The Blues try to make the Golds laugh. Those who laugh now join the Blues. The coin is flipped again, and the game continues until there is only one player remaining on a team, or until the preopening time is up.

When people arrive at the meeting place while this game is in progress, have them join alternate teams.

Opening Ceremony: Blue and Gold Welcome

Personnel: Eight Cub Scouts

CUB SCOUT 1: We'd truly like to welcome you

To our banquet of gold and blue.

CUB SCOUT 2: The food is great, the program grand,
And everybody lent a hand.

CUB SCOUT 3: We're having a party so we can say
It's Cub Scouting's 81st birthday.

CUB SCOUT 4: And we give our thanks to all those who
Have helped promote this fun to-do.

CUB SCOUT 5: Blue and gold—our colors true
No other colors would really do.

CUB SCOUT 6: Blue is the color of the sky above,
Gold is for sunshine, warmth, and love.

CUB SCOUT 7: Come join us in our Cub Scout fun
And delight in our colors of sky and sun.

CUB SCOUT 8: So now we'll say it loud and bold

ALL: Welcome all to our Blue and Gold!

Note: Cub Scouting in America was formally launched on February 10, 1930.

Advancement Ceremony: Blue and Gold Balloons

Materials: Blue and gold (yellow) balloons, either filled with helium or attached to sticks, one for each boy receiving an award.

Preparation: Attach the awards and verses to the balloons. If the balloons are on sticks, arrange them in a large container. Helium-filled balloons may be attached to a cardboard cutout of a Cub Scout or Cub Scout symbol.

Presentation: The Cubmaster selects a balloon, calls the boy and his parents forward, reads the verse, and presents the boy with his award and the balloon. If multiple boys are receiving the same award, call all forward, read the verse, then present awards and balloons.

BOBCAT BADGE

A bright blue balloon for _____.

He's finished his Bobcat quest.

May you stay loyal to Cub Scouts

And always Do Your Best.

TIGER CUB BADGE

This gold balloon is for _____.

The Tiger Cub badge is his award.

As you work with your partner

May you always be moving forward.

WOLF BADGE

Another blue balloon, it's for _____.

The rank of Wolf he'll obtain.

May happiness shine for you always

As more Scouting knowledge you gain.

BEAR BADGE

A gold balloon this time for _____.

The rank of Bear is his tonight.

May Akela watch over you each day,

As you share your Cub Scouting light.

WEBELOS BADGE

The blue balloon is for _____.

Webelos badge is proudly awarded to him.

May good cheer follow you throughout

As you climb to Cub Scouting's highest limb.

ARROW OF LIGHT AWARD

Finally, a gold balloon for _____.

To him top honors, the Arrow of Light.

May your example be like an arrow,

Straight and true and right.

Closing Ceremony: Blue and Gold Closing

CUB SCOUT 1: We're glad you could join us here,
Celebrating Cub Scouting's 81st year.

CUB SCOUT 2: Our banquet was just simply great
With all we drank and food we ate.

CUB SCOUT 3: The awards were given to every deserving
Cub Scout, Their parents beamed with pride, no doubt.

CUB SCOUT 4: But now it's time to say goodnight,
To sweep the floor and turn off the light.

CUB SCOUT 5: But remember the Scouting spirit shown here
And keep it in your hearts all year.

CUB SCOUT 6: There's just one last thing to be told:

ALL: Thank you for being part of our Blue and Gold.

Cubmaster's Minute: Potluck

"As our blue and gold banquet comes to an end, I want you to remember that our pack is like a potluck dinner. Potluck dinner means people bring whatever food is available or food that comes their way. A potluck dinner has many different dishes, and everyone enjoys the variety. Like the various dishes at a potluck dinner, we all bring what we have available to the den and pack. It is up to all of us to appreciate the variety and diversity of the 'dishes' and to make the best of them."



Character Connection: Respect

What does respect mean to you? Why is it important to show respect? How can you show respect to different families in the pack? To whom should we show respect outside our pack families?

See Fun for the Family, No. 33012, for family activities related to this month's Core Value, respect

Project: Personal Stamps for Placemats, Place Markers, Invitations

Materials: Craft foam, scrap wood, paper cut to the size of the wood base, glue.

The design can be a tiger or wolf paw, bear claw, Webelos badge shape, fleur-de-lis, the boy's initials, or something that characterizes him—a bat and a ball for a baseball fan, sailboat for a water-sport fan. Boys can draw their designs freehand or use stencils.

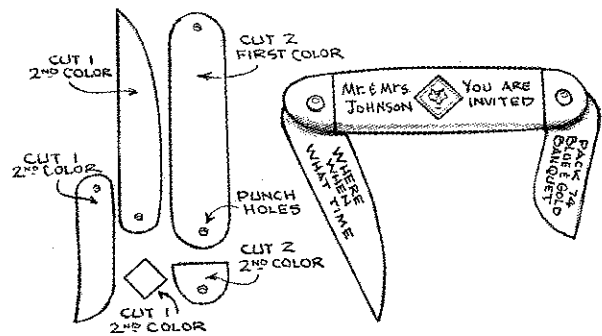
Draw a simple design on paper using thick lines. Place paper on the foam and trace the design, pressing hard. You will see a slight indentation in the foam. Cut around the design. If you accidentally cut at a wrong place, you can fix it when you glue it onto the base. Glue to the wood base. Apply glue to the side on which you drew the design. Attach another scrap wood piece as a handle.

When the glue is dry, decorate the construction paper with the personal stamp and some paint or ink, and make placemats. Place cards may be made with thin cardboard, file folders, or card stock.

Project: Cub Scout Pocketknife Invitation


Materials: Construction paper or card stock in blue and gold, two ¾-inch paper fasteners, scissors, fine-tip marker, Cub Scout emblem sticker (optional).

Cut the front and back of the knife out of blue construction paper. The size does not matter, but a knife two inches wide and eight inches long will give the boys enough space to write. Cut two end



pieces and the "blades" out of gold construction paper. Cut the diamond for the Cub Scout symbol out of gold construction paper (or use a Cub Scout emblem sticker). Use a marking pen to write in details.

Write the invitation on the blades of the knife before assembling. Glue the end pieces to the front of the knife and the gold diamond in the center. Lay the back piece on the table, then add the blades and the top piece. Holding all pieces together, punch a hole in each end and attach a paper fastener. Repeat for the other end. The blades should move in and out like a real pocketknife.



Project: Blue and Gold Den Centerpiece

Materials: Colored pencils, marker, or crayons, tape, 5x7-inch card stock or file folder.

Each boy in a den makes a drawing of his favorite activities among the requirements for his rank advancement. When everyone is done, tape the cards together to form an accordion runner for the center of a table.

Snack: Blue and Gold Parfaits

Ingredients:

- Diced peaches, well-drained
- Fresh blueberries, rinsed and drained
- Low-fat vanilla yogurt
- Finely crushed granola (bar or granola clusters)
- Coconut (optional)
- Small clear-plastic cups.

Layer peaches, granola, yogurt, blueberries, granola, and yogurt. Top with coconut or additional granola, and enjoy!

Note: Be aware of food allergies and diet restrictions.

Did You Know?

Blue and Gold Banquet. Parent-Cub dinners were being suggested in the *Cub Leaders' Round Table* as early as 1933, three years after Cub Scouting started. The first official blue and gold banquet was held in 1943, and the first National Blue and Gold Banquet was held at the National Council meeting in New Orleans in 1980 on the 50th anniversary of Cub Scouting.



BADEN POWELL INSTITUTE

Celebrating 12 Years of Quality Leadership Training

February 5, 2011

Kent Stark Conference Center

Become a student for one day in a college-like atmosphere that provides a no-nonsense look at Scouting. Earn your training cord and be recognized for your accomplishments through our unique program.

The registration fee of \$22 (**received** by January 28th; \$30 if received after January 28th). You may phone in your payment by credit card by January 28th to avoid a late payment charge.) includes program and recognition materials, continental breakfast, morning snacks, luncheon, admission to our sixth annual Scouting Trade Show and a special 2011 Patch. Please indicate your choice of sessions on the registration sheet (page 4) and return it by January 28th to reserve your seat in our college. Doors open for Admission at 7:15 am; Opening Assembly in the Great Hall at 8:00 am; Session I classes start at 8:30 am. Lunch will be served in 2 seatings which will be assigned at check-in. Vendor tables will be open during lunch and during session breaks.

The BPI Committee has authorized the sale of the excess inventory of previous year's CSP's. Limited quantities are available and will only be sold the day of the event. NO PRESALES will be accepted. CSP's are available for 2006, 2007, 2008, 2009 and 2010 for \$20.00 each. A limited number of sets (all 5 CSP's) will be sold for \$85.00.

Questions? Contact Jim Holman (jholman.2@gmail.com – 330-345-8154 or Bernie Miner (bminer@aol.com)

Course audience key: 100 series courses, Cub Scouts and Webelos; 200 series -Boy Scouts; 300 series -Venturing; 400 series Boy Scouts/Venturing; 500 series General scouting; 600 series General audiences.

***** Session I 8:30 classes *****

- 101 Introduction to Cub Scout Day Camp** – Have questions about Cub Scout day camp? Then you should be in this class. The Day Camp Directors will be here to tell you about day camp and what fun to expect. (Day Camp Directors)
- 150 Computer Administration for the Cub Pack** – The easy and “how to” get started keeping your Pack records on your computer. (Doug Turner)
- 220 How to conduct a Board of Review** – The nuts and bolts of conducting the Board of Review from Tenderfoot to Eagle. (Mike Griffin)
- 305 Starting the New Venturing Crew** – A practical look at how to get the new Venturing Crew up and operational and ensuring you've covered all the bases. (John Fehrenbach)
- 401 Campout Cooking for the Novice** – Campout food isn't just beans and weenies! Enjoy variety in your menu and encourage your Scouts to try new dishes and methods. (Jim Strauch)
- 442 The Troop First Aid Kit** – What to, How to, and when to use it! (Dr. John Park)
- 505 Youth Protection Training** - Take advantage of completing that Adult Leader requirement, either new or renewal. (Bill Duderstadt)
- 511 The Power Cycle** – Come away with practical youth management tools to help you know when to “lead” youth and when to become the “manager” of youth. (Ron Garmey)
- 514 Unit Budget & Fundraising: Beyond Popcorn** – A practical guide on developing a unit budget without breaking Mom and Dad's bank! (John Milan)
- 515 Retention of Scouts** – This class will pinpoint the ten essentials in a Scout's life where retention is critical and offer practical ideas for Unit Leaders to keep them in and keep them going. (David Weyrick)
- 560 The Hornaday Awards** - Learn about the top conservation awards in Scouting, about the man they are named after, the seven levels of the award, and what you should or should not do to earn them. (Barry Smith)
- 670 Trees, Tracks, and Birds** - Here's the course that assists in your being able to make the ID when your Scouts ask, “What is this?” (Mary Hulthman/ Stark Parks)

******* Session II: 9:30 classes*******

- 102 Introduction to Webelos Resident Camp** – What WRC at Seven Ranges is and how to use it to retain and advance your Webelos Scouts (WRC Staff)
- 113 Teaching Leave No Trace to Cub Scouts** – Learn activities that will teach Leave No Trace concepts to young people in fun, interactive ways. (Don Nash/ Laurie Harrell)
- 202 The 1st year Leader introduction to Summer Camp** - What the new Scout leader needs to know to about Summer Camp at Seven Ranges to ensure the unit’s success and maintain your own sanity! (Mike Griffin)
- 250 Computer Administration for the Scout Troop/Venturing Crew** – Unit record keeping made easy through the use of your computer. (Doug Turner)
- 410 Lightweight Backpacking** – Reduce your pack weight while remaining safe for Scouting. Get rid of 20 ugly pounds and hardly ever miss it! (Gregory Ray)
- 420 Team Building Games** – Learn how simple, but challenging games can build spirit and camaraderie in your Patrols, Troops, and Crews. (Toby Hoy)
- 431 Philmont – Behind the Scenes** – Everything you really need to know about trip preparation that you don’t find in the printed materials! (Bruce Boyle)
- 502 Safe Scouting** – A unique and entertaining role-playing examination of the legal side of Scouting (Scott Sandrock, Chuck Moyer)
- 506 Scoutreach** – Hear about BSA’s commitment to making sure that all young people have an opportunity to join Scouting regardless of their circumstances, neighborhood, or ethnic background (Chris Hyde)
- 516 Retention of Adults** – Effective Units have great Leaders who stay involved, but research shows Scouters stay or leave for specific reasons. This class will review the reasons why Leaders remain or leave and provide practical ideas for retaining them (David Weyrick)
- 671 The Trails of Stark Parks** – Opportunities for outdoor activities for your units. Find out what’s new and on the horizon right outside your backdoor! (Jared Shive/Stark Parks)

******* Session III: 10:30 classes*******

- 121 Cub Scout Knife Safety, Sharpening, and Soap Carving** – Learn to teach Cub Scouts the proper way to handle a knife and basic carving skills, with 10 fingers before and after (Denver Stuffbeam)
- 201 Summer Camp Preview** – Learn about the 2011 Summer Camp season at Seven Ranges. This fulfills the camp preview requirements for all Troops (Will Duderstadt)
- 310 The Venture Patrol in the Scout Troop** – There are several ways to keep the “older Scout” coming back for more. BSA has special resources for the Scoutmaster to employ. Come in and find out how to use them. (Barry Smith)
- 415 The Campfire Program** – The how’s and why’s of ending your day at camp with a great campfire. (Mark Perry)
- 441 Extreme Weather Survival** – Being safe despite the weather. How to deal with cold and hot weather (Dr. Kirby Sweitzer)
- 460 Duty to God on a Campout** - Master the thorny issue of “Duty to God” on your overnight outings. Meaningful interfaith expressions of reverence are explored. (Dana Keirstead)
- 501 Unit Commissioner and the Journey to Excellence** - Learn how the Unit Commissioner can become a valuable asset to you and your unit and an Overview of Scouting’s new quality unit program, “Scouting’s Journey to Excellence” program (Steve Wilder)
- 540 Dutch Oven Cooking** – This is an outside class designed to provide you some practical experience and some good eats! This Course is limited to the first 40 registrants. This Course will last 1 hour and 45 minutes (through the 1st lunch period). **Bring your own camp chair!** (Jim Steiner)
- 570 Scouting and Alpha Phi Omega** – A practical look at this co-ed national service fraternity & its relationship with the BSA. How it might help with unit, District, or Council events and how a Scout can continue to serve the community during his college career. (Taylor McIntyre/Pete Forbes)
- 611 Geocaching** – Who can do it, what it is, when it can be done, and why would you want to! (Richard Reynolds)
- 661 Social Media and Scouting** – How we can protect our children from online threats, Cyberbullying, and Sexting (Agent Andy Hayden – FBI)

****** Session IV: 1:00 pm classes******

- 123 **Letterboxing** – Discover a fun outdoor activity that combines treasure hunting with rubber-stamping. Learn to make a letterbox and hide it for your Cubs to find. (Pat Secrist)
- 130 **Cub Scout Magic** – Simple Magic to amaze and teach Cub Scouts (Mike Bishop)
- 211 **Youth Leadership Development and your Troop.** Find out about the Patrol Leader’s Council, Troop Planning Sessions, On-the-Job Training and How NYLT can serve your unit. (Ace McKenzie)
- 213 **The New Scout Leader** – Tips for either the brand new Scout Leader with no Scouting experience or those transitioning from the Cub Pack to the Scout Troop. (Pat Trainor)
- 230 **The Eagle Application** – Useful information on the “correct” way to fill out the Eagle Scout application, what every Scout Leader should know. (Bernie Miner)
- 402 **Dehydrated Foods and Backpacking** – Just add water and enjoy! (Wayne Hildreth)
- 411 **Leave No Trace for Boy Scouts** – Learn how you can sharpen your Scouts’ Camping Skills with Leave No Trace, and why it’s important for them to learn these skills (Don Nash / Laurie Harrell)
- 505 **Youth Protection Training** Take advantage of completing that Adult Leader requirement, either new or renewal. (Bill Duderstadt)
- 501 **Unit Commissioner and the Journey to Excellence** - Learn how the Unit Commissioner can become a valuable asset to you and your unit and an Overview of Scouting’s new quality unit program, “Scouting’s Journey to Excellence” program (Steve Wilder)
- 503 **Scouting and ADD/ADHD** – A practical look at what it is and what it isn’t and how we can best help these young men become successful Scouts (Alan Dicks)
- 640 **The History of the Boy Scouts of America.** A look back on the 1st 100 years of Scouting. How it all started and how we got here today! (Tom Wig)
- 650 **Native American Culture**–(NOTE: This Course will last both afternoon sessions). A firsthand look at the first Americans (Charles Riddle)

****** Session V: 2:00 pm classes******

- 111 **Cub Scout Outings that Rock** – Outings and trips outside the Buckeye Council for the “Active Pack” (George and Cheryl Carrick)
- 215 **Youth Leaders – Patrol Method – It works!** –Learn the fundamentals that will help you put your Troop Leadership into the hands of your Scouts and make it work – speaking from experience. (Fred Hobbs)
- 221 **Merit Badge Counseling** – A MUST for all merit badge counselors, those who want to be one, and unit advancement leaders! Learn everything you ever wanted to know about the Merit Badge Program (Jim Holman)
- 223 **Going somewhere? Troop Annual Planning Meeting Guide** – Learn the importance and value of conducting an Annual Planning Meeting and who should participate in the decision making process (Jim Strauch)
- 231 **The Eagle Scout Service Project** – What it is and what it should not be! Choosing, Planning, Managing, and the importance of the paperwork. (Mark Perry)
- 433 **Medical Emergencies** – A primer on common medical emergencies & the Scout motto, “Be Prepared”. (Dr. John Park)
- 535 **Chain Saw Safety** – This is the classroom portion of the certification training required by to operate chain saws on BSA property. (The practical application portion will be scheduled later.) (Skip Eidam)
- 602 **The History of the flag of the United States** – Learn about the development of our flag from the original 13 to the current 50 stars, historical flags along the way - why they were developed and what their designs mean. (Ike Kuhns)
- 626 **One Marshmallow or Two?** – An unconventional and unique look at Time Management by discussing a trait most of us disregard: the way we orient toward the past, present, and future (Toby Hoy)
- 630 **Building Success Through Leadership** – Discover the 12 lessons in Leadership and the 15 Building blocks for success. It’s all about building leadership and being successful (Ron Garmey)
- 650 **Native American Culture** (Continued from 1pm session)
- 660 **What’s New In the BSA?** – Ask your BSA questions and get a no nonsense answer from your Scout Executive. (Dave Truax)

Baden Powell Institute -- Registration form

(Please complete and mail to: Buckeye Council, 2301 13th St. NW, Canton OH 44708)

Last Name: _____ First Name _____
Address: _____
City: _____ State: _____ Zip: _____
Contact phone : _____
Email: _____

Council: __ Buckeye; _____ Other (specify)
District: __ Hetuck; __ Killbuck; __ Neta; __ Sandy Beaver; __ Tuskegee;

Years attending BPI: __ 1; __ 2; __ 3; __ 4; __ 5 or more.

Please indicate if you require a __ vegetarian, __ Halal, or __ Kosher lunch.

Please mark your course selection below:

8:30 classes

101 Cub Day Camp
 150 Computer Admin for cubs
 220 Board of Review
 305 New Venturing Crew
 401 Campout cooking novice
 442 Troop first aid kit
 505 Youth Protection training
 511 Power cycle
 514 Unit budgeting
 515 Retention of Scouts
 560 The Hornaday Awards
 670 Trees. Tracks. Birds

9:30 Classes

102 Introduction to WRC
 113 LNT for cubs
 202 1st leader intro summer camp
 250 computer admin, scout
 410 lightweight backpacking
 420 Team Building Games
 431 Philmont – behind scenes
 502 Safe Scouting
 506 Scoutreach
 516 Retention of Adults
 671 Trails of Stark Parks

10:30 Classes

121 Cub Knife Safety
 201 Summer Camp Preview
 310 Venture Patrol in troop
 415 Campfire program
 441 Extreme weather survival
 460 Duty to God
 501 Unit Commissioner
 540 Dutch Oven Cooking
 570 Scouting & Alpha Phi Omega
 611 Geocaching
 661 Social Media

1:00 PM Classes

123 Letterboxing
 130 Cub Scout Magic
 211 Youth Leadership NYLT
 213 New Scout Leader
 230 The Eagle Application
 402 Dehydrated foods
 411 LNT Scouts
 501 Unit Commissioner
 503 Scouting and ADD/ADHD
 505 Youth Protection Training
 640 History of BSA
 650 Native American Cultures

2:00 PM Classes

111 Cub Scout Outings that Rock
 215 Patrol Method
 221 Merit Badge Counseling
 223 Troop Annual Planning Meeting
 231 Eagle Scout Service Project
 443 Medical Emergencies
 535 Chain Saw Safety
 602 History of US Flag
 626 Time Management
 630 Success through Leadership
 650 Native American Cultures (cont)
 660 What's New in the BSA

Please send this sheet with a check for \$22 (if mailed in time to be received by 1/28/2011), \$30 otherwise to:

Buckeye Council, BSA
2301 13th St. NW
Canton OH 44708



Hetuck Pinewood Derby

Two types of races this year: **Speed Race** and **Turtle Race**
New---Turtle Race: last car to cross the finish line is the winner.

When: Saturday, March 5th, 2011

Where: St. Michael Catholic Church Gymnasium
Corner of Whipple and Fulton Drive, Canton.
3430 St. Michael Blvd NW, Canton, OH
Enter gymnasium at the bell tower.
If lost call Marvin at 330-323-1700.

Registration: 11:30 am – 1pm

Derby starts: 1:30pm

Cost: Speed Race \$3 per entry
Turtle Race \$3 per entry

Total cost is \$6 if Cub Scout enters both races.

Cub Scout may enter either race separately or both races.

If Cub Scout enters both races, he must have two cars.

See reverse side for Speed Race and Turtle Race Rules.

Please return to:
Buckeye Council, B.S.A.
2301 13th Street NW
Canton OH 44708

Name _____ Unit # _____

Address _____ Rank _____

City _____ Zip _____

For any question call
Kevin Hodar
330-580-4272

Phone _____ #attending _____

\$3 Speed Race _____ \$3 Turtle Race _____ \$6 Both _____

Amount enclosed \$ _____

account # 1-6801-107-20

You may register the day of the race.

HETUCK DISTRICT



1st Annual WEBELOS II Recognition Ceremony and Boy Scout Meet & Greet

WHAT: Hetuck 1st Annual Recognition Ceremony for all second year Webelos who are on the Trail to the Arrow of Light. (Uniform Required) Followed by a Boy Scout Troop Meet and Greet

WHERE: The Canton Masonic Temple
836 Market Avenue North
Canton, OH



WHEN: Sunday, January 30, 2011 3:00 - 5:00 pm

Join us at the beautiful and historic Masonic Temple as the Hetuck District Leadership invites all Parents, Family and Friends of 2nd Year Webelos to attend this district event in recognition of their achievement to the Arrow of Light, and to introduce the Webelos to Boy Scout Troops in their area.

This is a No-Cost Event for 2nd year Webelos and their families!

Recognition conducted by the Sippo Lodge Order of the Arrow

RSVP to khodar@bsamail.org, or call (330) 580-4272



BOY SCOUTS OF AMERICA

A CRIME HAS BEEN COMMITTED!!!

The Investigation begins...



Evidence Found at the Scene: A GREAT time at the Annual Buckeye Council "LAD 'N ME" Weekend 2011!!

The Crime Scene: Camp McKinley - Lisbon, Ohio

Alleged Date: **May 20-22, 2011** (Fri. p.m.-Sun. a.m.)

Suspects: Cub Scouts (the "Lad-s") - Limited to first 150!

Accomplices: Their Parents/Guardians or other Adult (the "Me-s")

The Charge: **\$30** (1 Cub & 1 Adult) - by May 6th deadline
(Shirt, Patches & ALL Meals included)

CSI: CUB SCOUTS INVESTIGATING


Search for evidence, gather clues and discover how science can help solve a mystery! From dusting fingerprints to analyzing tracks, our CSI activities will give you a first-hand look at how Detectives and Forensic Scientists solve real-life crimes!

More CLUES to be discovered in the near future, but for now...

SAVE THE DATE and plan to be there!



Chairman Glenda Schafer, Sandy Beaver District
glendaschafer@yahoo.com



Buckeye Council
Cub Scout Day Camp 2011
Wild Wild West



Hetuck District

(Serving Stark County)

Two Camps to chose from

Day Camp OR Evening Camp

Both Camps Cost: \$65 (\$85 after May 1st)

June 13-16th July 18-22nd

9:00 am-4:00 pm 5-9:00 pm

At

At

North Industry
Sportsman's Club
(in Southern Stark)

Northern Stark
County

Sandy Beaver District

(Serving Alliance, Minerva,
and Columbiana County)

Cost: \$65 (\$85 after May 1st)

June 20-24th

9:00 am to 4:00 pm

At

Camp McKinley
(Lisbon, OH)

Killbuck District

(Serving Wayne and Holmes Counties)

Cost: \$45 (\$65 after May 1st)

June 13-15th

9:00 am to 4:00 pm

At

Freelander Park
(Wooster, OH)

Netawotwes District

(Serving Carroll and Tuscarawas Counties)

Cost: \$65 (\$85 after May 1st)

June 27-July 1st

9:00 am to 4:00 pm

At

Camp Tuscazoar
(Dover, OH)

Late Fees

May 1st for All Camps

**Cost to attend camp is increased by
\$20 after May 1st deadline**

To receive the regular rate a scout must be
paid in full by May 1st.

For additional information on Day Camp
feel free to contact Tony Scarpino at the
Buckeye Council Office:

Phone: 330-580-4272 ext. 134
Email: tony.scarpino@scouting.org

Webelos Resident Camp 2011
June 19, 2011 through August 6, 2011

In Council Units -**Camp Akela**

	<u>2011</u>
Webelos	\$115.00
Leaders	\$60.00

Out of Council Units -**Camp Akela**

	<u>2011</u>
Webelos	\$120.00
Leaders	\$65.00

Session reservation are now open.

A \$10 per participant, non-refundable deposit is required with your reservation along with the number of Adults and Webelos that will be attending Camp. To avoid over-crowding, sessions are limited to 95 people, and will be filled on a first come first served basis. Note: This is a site DEPOSIT and not a fee. This deposit can be applied to the final registration fees due.

Register & Pay early to get a deep discount!!

Each Scout submitting a \$20.00 deposit by February 15th will receive an "Early Bird" gift. Each Scout who submits \$20.00 more for a total of \$40.00 by March 15th will qualify for the \$10.00 discount if the remainder of their fees are paid in full no later than May 15th

Each adult submitting a \$15.00 deposit by February 15th will receive an "Early Bird" gift. Each adult who submits \$15.00 more for a total of \$30.00 by March 15th will qualify for the \$5.00 discount if the remainder of their fees are paid in full no later than May 15th

All camp fees must be paid 10 days prior to attending camp.



2011 Theme
The Call of Duty

Scouting's Journey to Excellence
2011 Pack Performance Recognition Program

Item Number	Objective	Bronze Level	Silver Level	Gold Level	Bronze Points	Silver Points	Gold Points
1	Advancement: Increase the percentage of Cub Scouts earning rank advancements.	Have 55% of Cub Scouts advance one rank or have a 2 percentage points increase.	Have 75% of Cub Scouts advance, or 55% advance and have a 2 percentage points increase.	Have 90% of Cub Scouts advance, or 75% and have a 2 percentage points increase.	100	200	400
2	Retention: Improve retention rate.	Retain and re-register 68% of eligible members or have a 2 percentage points increase.	Retain and re-register 75% of members, or retain and re-register 68% and have a 2 percentage points increase.	Retain and re-register 80% of members, or retain and re-register 75% and have a 2 percentage points increase.	100	200	400
3	Building Cub Scouting: Have an increase in membership or be larger than the average size pack.	Have a net gain of one member over last year, or have at least 19 members.	Increase youth members by 5%.	Increase youth members by 10%.	75	150	300
4	Outdoor activities: The pack has activities in the outdoors.	Have three outdoor activities during the year.	Have four outdoor activities during the year.	Have five outdoor activities during the year.	75	150	300
5	Trained leadership: Have a trained and engaged pack committee.	Have a Cubmaster and a committee with at least three members. All dens have leaders. The entire committee has completed <u>This Is Scouting, Fast Start training, and Youth Protection training or, if new, complete</u> within three months of joining. Den or pack meetings have started by October 31.	Bronze level, plus all must have completed <u>Leader-Specific Training</u> or, if new, complete within six months of joining.	Silver level, plus pack participates in <u>BALOO</u> training and in <u>OWLS</u> training.	50	100	200
6	Day/resident camp: The pack participates in Cub Scout day camp or Cub Scout resident camp.	The pack participates in Cub Scout day camp or Cub Scout resident camp.	25% attend Cub Scout day camp or Cub Scout resident camp.	40% attend Cub Scout day camp or Cub Scout resident camp.	50	100	200
7	Service projects: The pack participates in service projects, with one benefitting your chartering organization. The projects and hours are entered on the Journey to Excellence website.	Participate in two service projects.	Participate in three service projects.	Participate in four service projects.	50	100	200
8	Leadership planning: Next year's leaders are identified early.	By May 31, the pack committee recruits/confirms pack and den leadership for the next year.	Earn the Bronze level, plus the pack holds its fall recruitment by September 30.	Earn the Bronze and Silver levels, plus every leadership position is filled by October 15.	50	100	200
9	Webelos-to-Scout transition: Have a Webelos-to-Scout transition plan with a troop or troops.	With a troop, hold two joint activities, one of which is a parent orientation and camp promotion meeting.	60% of Webelos register with a troop.	80% of Webelos register with a troop.	50	100	200
10	Budget: The pack has a budget that is continually reviewed by the committee and follows BSA policies relating to fundraising and fiscal management.	Have a written budget reviewed at committee meetings and that follows BSA policies.	Earn the Bronze level, plus Cub Scouts' ideas are used in the budget planning process.	Earn the Bronze and Silver levels, plus budget is completed by May 31 for the next program year.	25	50	100
11	Pack and den meetings: Packs and dens have regular meetings.	Hold nine pack meetings a year, with one meeting reviewing program plans and asking for parental involvement. Dens meet twice a month.	Meet the Bronze level plus, pack committee meets at least six times a year.	Meet the Bronze level plus, pack committee meets at least 10 times a year.	25	50	100
12	Reregister on-time	Complete reregistration, obtain all signatures, and submit paperwork to the council office prior to the expiration of your charter.			25		
13	Annual assessment: Completion of this form.	Conduct an annual pack assessment using this form, and submit it completed and signed with the charter renewal forms.			25		

Points

To earn Bronze: Complete 10 of 13 Bronze requirements, plus earn 700 points (from Bronze, Silver, or Gold points list).

To earn Silver: Earn the Bronze award, plus earn 1,000 points (from Bronze, Silver, or Gold points list).

To earn Gold: Earn the Bronze award, plus earn 1,600 points (from Bronze, Silver, or Gold points list).

Total points _____

We certify on our honor as Scout leaders that these requirements have been completed.

Cubmaster _____ Committee chair _____

Commissioner _____ Level achieved _____ Did not achieve _____

This form should be turned in to the Scout service center with your charter renewal paperwork.



JOURNEY TO EXCELLENCE

Scouting's Journey to Excellence

2011 Pack Performance Recognition Program

Journey To Excellence, the new performance recognition program, changes the basic way we measure and recognize success in the Boy Scouts of America by moving away from measuring process and moving to measuring performance. Below provides specific information to help you understand the criteria and exactly what data will be used to determine the three levels of performance. In planning your strategy, use actual numbers from the previous year to guide your performance improvement goal planning. In each area, the pack may qualify by meeting a specific standard or by showing measured improvement.

1	Total number of Cub Scouts advancing at least one rank (Bobcat, Tiger, Wolf, Bear, Webelos, Arrow of Light) since your last charter renewal date (A), divided by total Tiger Cubs, Cub Scouts, and Webelos Scouts at the current charter renewal date (B). Total = A / B.
2	Number of youth members on this year's recharter (C) divided by the number of youth members on last year's recharter (D) plus any additional youth members (E) minus any transfer outs or age outs (F). Total = (C) / (D+E-F).
3	At charter renewal time, have an increase in the number of youth members over the number of youth members on the previous year's charter renewal.
4	The pack has activities in the outdoors, which could include outdoor pack meetings, hikes, pack campouts, parades, outdoor service projects, etc.
5	Have a pack committee. All CM, CA, MC, TL, DL, DA, WL, and WA (paid or multiple registration) have completed This Is Scouting, Fast Start training, and Youth Protection training or, if new, complete within three months of joining. Den or pack meetings have started by 10/31/2011.
6	Cub Scouts attend an in-council/out-of-council Cub Scout day camp and/or Cub Scout resident camp in 2011. Silver and Gold levels are total number of Cub Scouts attending (G) divided by total number of Cub Scouts registered as of 6/30/2011 (H). Total = G / H.
7	The pack participates in at least two service projects during the year and enters them on the Journey to Excellence website. The projects may be completed as joint projects with other organizations. At least one project must benefit the chartered organization.
8	The pack recruits or confirms the next year's leadership, including CM, DLs, and WLs, by 5/31/2011. The pack holds its fall recruitment event by 9/30/2011.
9	Hold at least two joint activities with a troop or troops, one of which is a new parent orientation and camp promotion meeting, and have graduating boys register with a troop. If pack has no Webelos Scouts, this requirement is met at the Bronze level.
10	The pack has a written budget that is reviewed at all pack committee meetings, and the pack follows BSA policies relating to fundraising and fiscal management as found on the Unit Money-Earning Application form, the pack treasurer's book, and any other publication that the council has developed for fundraising and fiscal management.
11	Have at least nine pack meetings within the past 12 months, with one of those meetings being to review the pack's program plans and asking for parental involvement in the pack. All dens meet at least twice each month during the program year.
12	Complete the pack's charter renewal paperwork, including all required signatures, and submit completed forms to the council service center before the end of the charter year.
13	Complete this form, including all required signatures, and submit to the council service center with the charter renewal paperwork.

Scoring the pack's performance: To determine the pack's performance level, you will use the above information to determine the points earned for each of the 13 individual criteria and then add those individual point scores to determine a composite score. Count only the highest point total achieved in any one requirement. Bronze level requires earning 10 of the 13 criteria plus 700 points, Silver level requires earning the Bronze level and 1,000 points, and Gold level requires earning the Bronze level and 1,600 points.

Performance measures already being considered for inclusion in the 2012 council performance recognition program will involve collecting feedback and improved scores on customer satisfaction surveys sent to parents, youth members, and charter partners.

